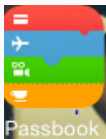


APPLE PAY® NOW AVAILABLE

Add your IMCU debit or credit card to Apple Pay®!


1. Open your Passbook/Wallet App



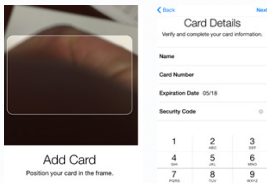
2. Click on the + next to Apple Pay®



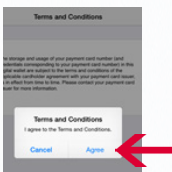
3. Click "Next"



4. Scan your debit or credit card or enter the card details manually



5. Agree to Terms and Conditions



6. Confirm the information was read correctly and adjust as needed & submit

7. Use Apple Pay® anywhere it's accepted!

Contact Member Services at 248.8556 or 800.556.9268 for any questions.

IMCU.COM

INDIANA 
Members Credit Union

Keeping It Simple